DATASHEET











General data

The E-20094 Cat.6A Keystone module combines very high system reserves with a slimline/shortbody housing. The slimline/shortbody housing allows installation in UAE frames and, thanks to the short design, easier installation in underfloor systems and flat data sockets. The high quality standard of the Cat.6A Keystone module ensures very good transmission properties for 10 Gigabit applications, even over a long period of time. Tool-free assembly is very quick and easy; no special tools are required. With the Cat.6A Keystone Module you receive a fully shielded RJ45 module that guarantees long-term and reliable 10 GBit/s Ethernet services in your network installation.
Get helpful installation instructions in our short explanatory video on YouTube - watch now.

Features:

- Extremely slim “Slimline” design enables installation in UAE carrier rings, design compatible
- Very short design of only 29, 2mm for easier installation in ducts and flat boxes
- Flexible installation with installation cables or patch cables possible thanks to compact cable pre-sorters for contacting IDC strips AWG27/7..AWG26/7 and AWG24/1..AWG22/1
- Pair management according to TIA/EIA 568 A/B color codes (color code printed on the cable pre-sorter)
- Suitable for all distribution panels, underfloor systems and support rings with Keystone Breakout
- Slidable shield contact adapts to a wide range of cable diameters (5 - 8,5mm)

Scope of delivery:
1 x RJ45 module

This datasheet was created automatically on 25-11-2026 . Technical changes reserved.

EFB-Elektronik GmbH
Striegauer Straße 1
33719 Bielefeld

fon: +49 521 40 41 8-0
fax: +49 521 40 41 8-50

info@efb-elektronik.de
www.efb-elektronik.de

WIR SORGEN FÜR VERBINDUNG
WE CARE FOR CONNECTION

1 x cable pre-sorter for installation cable AWG24/ 1 - 22/1 (white)
1 x cable pre-sorter for patch cables AWG27/7..26/7 (gray)
1 x dust cap
1 x quick guide

Tekniske egenskaber

Available variants

ArtNr.	Bezeichnung	Colour
E-20094		metall

Note on Intended Use

This data sheet is intended solely to describe the technical characteristics of the product. It does not replace an assessment of the product's suitability for a specific application. The user is responsible for ensuring that the product is used in accordance with its technical specifications and applicable legal and regulatory requirements.

This datasheet was created automatically on 25-11-2026 . Technical changes reserved.

EFB-Elektronik GmbH
Striegauer Straße 1
33719 Bielefeld

fon: +49 521 40 41 8-0
fax: +49 521 40 41 8-50

info@efb-elektronik.de
www.efb-elektronik.de

WIR SORGEN FÜR VERBINDUNG
WE CARE FOR CONNECTION